

INSTRUCTIONS

SPAZIO

BOLETUS RECHARGEABLE TABLE LAMP

8485.30

8485.31

Please read the instructions before commencing installation and retain for future reference.

SPECIFICATIONS:

- **Fitting:** ABS body and diffuser.
- **Lamp types:** 4W / 3000K
- **Power Source:** 5V 1A/2A
- **Charging Duration:** About 6hrs.
- **Operating time:** 6hrs (once charged).
- **Battery Type:** 3.7V 3200mAh rechargeable lithium battery.
- **Class of Insulation:** Class II. Does not require earth connection.
- **Ingress Protection:** IP31. Protection against the entry of solid bodies with dimensions greater than 2.5mm and vertical falling of water droplets.
- **Quality/Corrosive rating:** Suitable for indoor/ temporary outdoor domestic and commercial use.

INSTALLATION INSTRUCTIONS:

Correct Usage:

This fitting can only be tilted 30° front to back. (Fig.1)

IMPORTANT: Please do not attempt to rotate it 360° or left to right (Fig. 2) as this will damage the fitting.

Charging:

The Boletus comes complete with a USB cable, meaning that it can be charged using a PC, mobile power pack or power adapter (power adapter not included). The indicator light will show red when charging and turns off once fully charged. (Fig. 3)

Please note:

Overcharging can damage the battery.

USAGE:

- When the light becomes dim, please charge the fitting to protect the battery.
- Charge the fitting at least once a month to prolong battery life.
- This light source is irreplaceable.

BOLETUS RECHARGEABLE TABLE LAMP

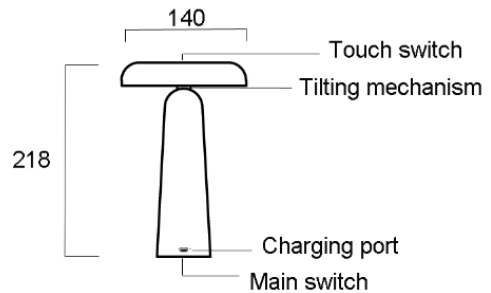


Fig. 1. Correct usage

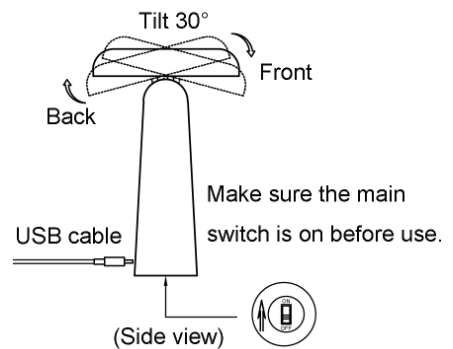


Fig.2. Incorrect usage

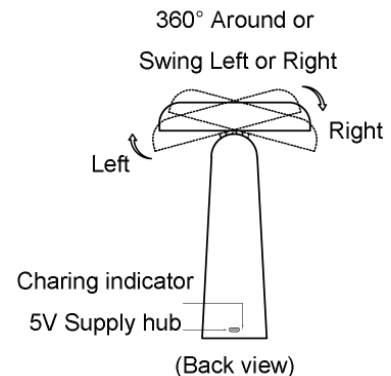
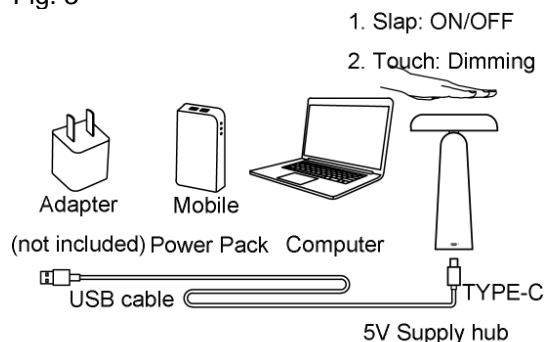


Fig. 3



Spazio Lighting (Pty) LTD.

JOHANNESBURG OFFICE: 52 Andries Street | Wynberg/Sandton

CAPE TOWN OFFICE: 36 Milner Street | Paarden Eiland

DURBAN OFFICE: 31 Solstice Road | Umhlanga Ridge

011 555 5555 (Central Switchboard) | info@spazio.co.za