

INSTRUCTIONS



GALAXY TABLE LAMP

8453.30 – Black
8453.31 – White

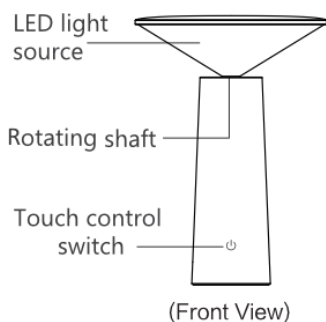
Please read the instructions before commencing installation and retain for future reference.

SPECIFICATIONS:

- **Fitting:** ABS body
- **Lamp types:** 4W / 2800K – 6500K
- **Power Source:** 5V 1A
- **Charging Duration:** About 4hrs.
- **Operating time:** 4 – 5hrs (once charged).
- **Battery Capacity:** 1200mAh
- **Class of Insulation:** Class III
- **Ingress Protection:** IP20. Protection against the entry of solid bodies with dimensions > 12mm
- **Quality/Corrosive rating:** Suitable for indoor commercial and domestic applications.

INSTALLATION INSTRUCTIONS:

Product Detail:



Correct Usage:

This fitting can only be tilted 40° front to back (Fig.1). Please do not attempt to rotate it 360° or left to right (Fig. 2) as this will damage the fitting.

Charging:

The Galaxy is provided with a USB cable, meaning that it can be charged using a PC, mobile power pack or power adapter (power adaptor not included). The indicator light will show red when charging and turns off once fully charged. (Fig. 3)

Please note:

Overcharging can damage the battery.

USAGE:

- When the light becomes dim, please charge the fitting in order to protect the battery.
- Charge the fitting at least once a month to prolong battery life.
- This light source is irreplaceable.

GALAXY TABLE LAMP

Fig. 1. Correct usage

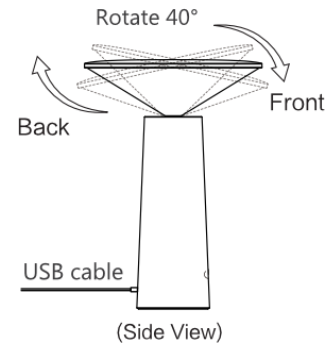


Fig. 2. Incorrect Usage

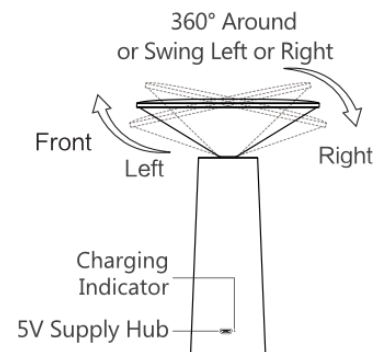
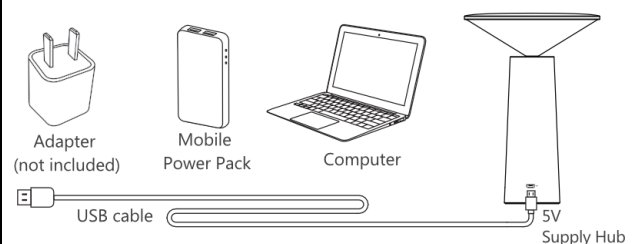


Fig. 3



Spazio Lighting (Pty) LTD.

JOHANNESBURG OFFICE: 52 Andries Street | Wynberg/Sandton

CAPE TOWN OFFICE: 36 Milner Street | Paarden Eiland

DURBAN OFFICE: 31 Solstice Road | Umhlanga Ridge

011 555 5555 (Central Switchboard) | info@spazio.co.za