

INSTRUCTIONS

DONNA LED WALL LIGHT

3W	8288/3030	MATT BLACK
3W	8288/3031	MATT WHITE
3W	8288/3018	SATIN CHROME

Please read the instructions before commencing installation and retain for future reference.

SPECIFICATIONS:

- **Fitting:** Body made in stainless steel and Aluminium
- **Lamp types:**
1 x 3W LED /230V 3000K
- **Protection against electric shock:** CLASS I. Requires earth connection.
- **Ingress Protection:** IP20. Protection against the entry of solid bodies with dimensions > 12mm
- **Ballast:** Includes LED driver.
- **Quality/Corrosive rating:** Suitable for wall Installation, indoor applications.
- **Ambient temperature range:** -20°C to +60°C.

INSTALLATION INSTRUCTIONS:

⚠ Electrical products can cause death, injury, damage to property. Installation of this product must be carried out by a qualified electrician. On completion of installation, ensure that the Certificate of Compliance is updated.



CAUTION: Risk of electric shock

PLEASE NOTE: The light source contained on this luminaire shall only be replaced by the manufacturer or the service agent or a similar qualified person.

Ensure mains supply is switched off.

- Install the bracket on the wall (Fig. 1)
- Connect the fitting to its electrical source with terminal block supplied (Fig. 2)
Brown (Live) - to Brown or Red
Blue (Neutral) - to Blue or Black
Yellow/Green (Earth) - Yellow/Green or Copper
- Re-attached the body of the fitting to wall bracket (Fig. 3)
- Once installed, Switch on mains supply and test the fitting (fig. 4).

WARNING: Ensure all parts are securely connected and place



DONNA

Fig.1

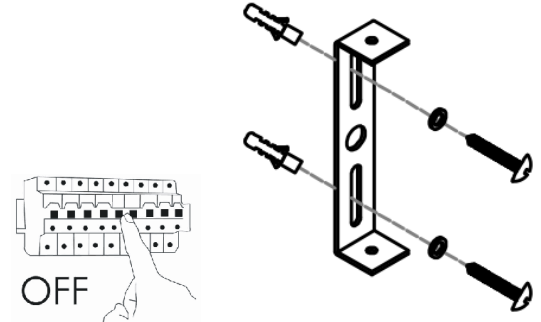


Fig.2

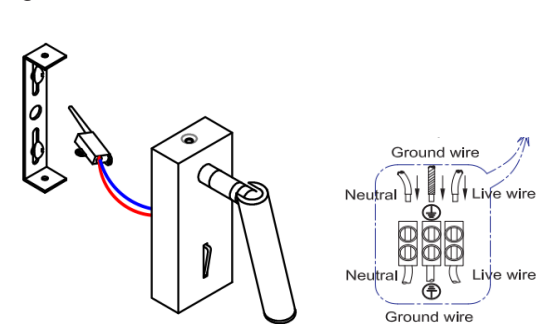


Fig.3

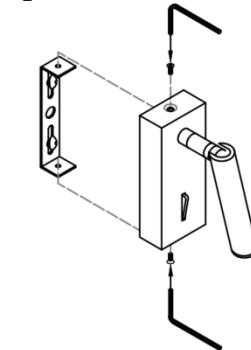
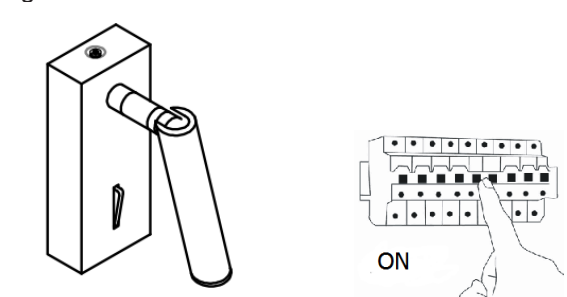


Fig.4



Spazio Lighting (Pty) LTD.

JOHANNESBURG OFFICE: 52 Andries Street | Wynberg/Sandton

CAPETOWN OFFICE: 36 Milner Road | Paarden Eiland

DURBAN OFFICE : 31 Solstice Road | Umhlanga Ridge

011 555 5555 (Central Switchboard) | info@spazio.co.za